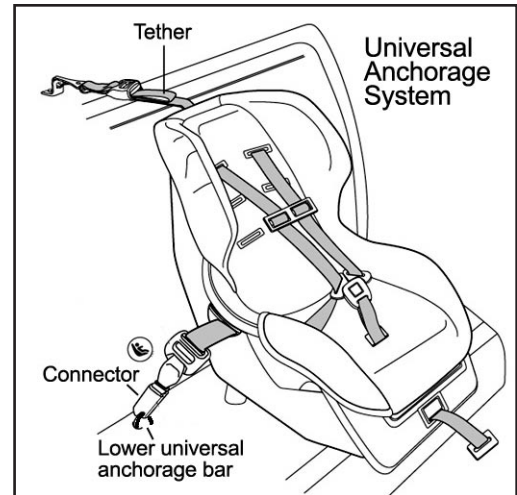


## Using the Universal Anchorage System to secure your child safety seat

- The **Universal Anchorage System (UAS)**, also referred to as **LATCH**, is intended to make it easier to install infant and child safety seats in the rear of your vehicle.
- Parents and others transporting infants or toddlers now have the option of using the UAS **or** a seat belt to install an infant or child safety seat.
- Vehicles manufactured for use in Canada since September 2002 are equipped with lower universal anchorage bars in two or more rear seating positions.
- All infant and child safety seats manufactured for use in Canada since September 2002 have two **connectors** that attach to the vehicle's lower universal **anchorage bars**.



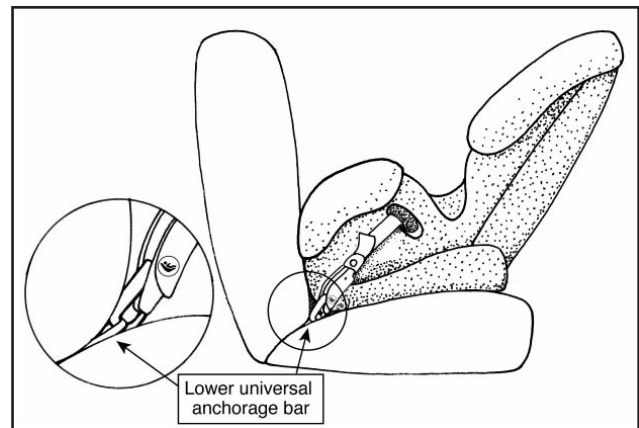
## Key points

- Either the UAS or the seat belt system provides secure installation for your infant or child seat.
- Do not use the UAS and the seat belt together to install a child or infant seat.
- Use the system that provides the tightest, most secure installation in your vehicle.
- The tether strap must also be used for **all** forward-facing child safety seats.
- **NEVER** attach two child safety seats to the same lower universal anchorage bar.
- UAS is also referred to as **LATCH** (Lower Anchors and Tethers for Children) in the United States.

*Always follow the manufacturer's instructions and read your vehicle owner's manual.*

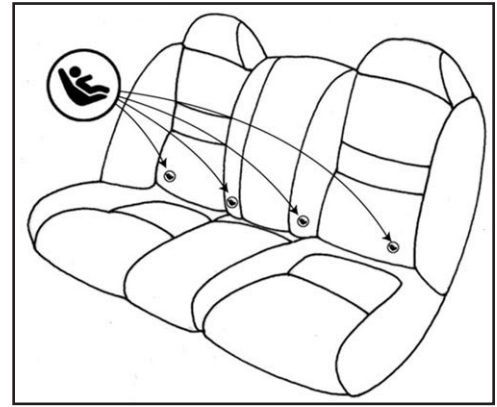
## Locating the UAS bars in your vehicle

- The lower universal anchorage bars are located near or behind the crease where the vehicle's seat back and seat cushion meet. In many vehicles, they are recessed behind the upholstery. (Consult the vehicle owner's manual for location.)



## Universal Anchorage System

- If lower universal anchorage bars are not visible, look for a mark or UAS symbol on the upholstery near the base of the vehicle seat back to indicate the location of the lower universal anchorage bars.
- Most passenger vehicles have at least two seating positions with lower universal anchorage bars. The two outer seating positions of the back seat each have a set of anchorage bars. *Always refer to vehicle owner's manual for exact location.*



## Maximum weight limits

Vehicle manufacturers identify maximum weight limits for their lower universal anchorage bars.

- Your vehicle's lower universal anchorage bars can be used when installing forward-facing child safety seats for children up to 22 kg (48lb.). They must always be used in combination with a tether strap.

*Always read your vehicle owner's manual.*

## For more information

- Go to our websites at [www.ChildSeatInfo.ca](http://www.ChildSeatInfo.ca) and [www.icbc.com/road\\_safety/carseat.asp](http://www.icbc.com/road_safety/carseat.asp)
- Call our toll free Child Seat Information Line at 1-877-247-5551