

Forward-facing car seats – Over 1 year AND over 9 kg (20 lb.)

Forward-facing child car seats are for children:

- At least one year old AND over 9 kg (20 lb.).
- Until they reach at least 18 kg (40 lb.).

Child may remain rear facing if allowed by manufacturer's weight limit.



Key points

- **All drivers** must ensure **all children** in their vehicle who are over one year of age AND over 9 kg (20 lb.) use a forward-facing car seat until they reach at least 18 kg (40 lb.).
- There's no need to rush the transition to the forward-facing position.
- Look for a label that says the forward-facing child seat complies with Canadian Motor Vehicle Safety Standards (CMVSS).
- In this stage, the child car seat is always in the forward-facing position and used with the harness.
- All forward-facing child seats must be tethered.



Always follow the manufacturer's instructions and read your vehicle owner's manual.

Different forward-facing child seat styles

Infant/child seat (convertible)

- Can be used both rear and forward facing.
- Use forward facing once your child is at least one year old AND over 9 kg (20 lb.).

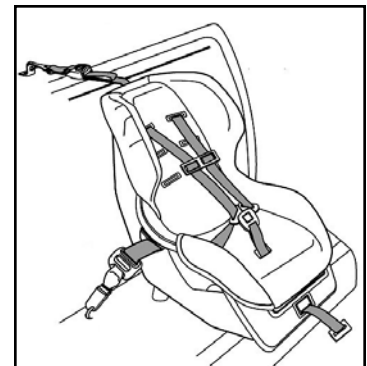
Infant/child/booster seat (3-In-One)

- Can be used rear facing, forward facing with harness and as a booster seat without harness.
- Use forward facing once your child is at least one year old AND over 9 kg (20 lb.).

Child/booster seat (combination)

- Can be used forward facing with harness and as a booster seat without harness.
- Use forward facing once your child is at least one year old AND over 9 kg (20 lb.).

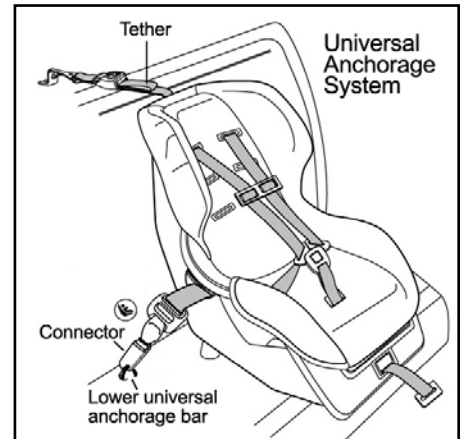
If you're shopping for a child seat, look for one that can be used with the harness for children over 18 kg (40 lb.). Some seats can be used forward facing with harness for children up to 35 kg (65 lb.).



Over 1 year AND over 9 kg (20 lb.)


Installation checklist

- I've read the manufacturer's instructions and vehicle owner's manual.
- Child seat is forward facing.
- Child seat is in the upright position.
- Seat belt or Universal Anchorage System (UAS) is in the correct belt path for forward facing.
- Child seat is secured tightly by a vehicle seat belt/UAS.
- A locking clip is used if needed. I have checked my vehicle owner's manual.
- Top of the child seat is tightly secured by a properly attached tether strap.



Harnessing checklist

- I have read the manufacturer's instructions.
- Harness straps are positioned **above** my child's shoulders.
- Harness straps are not twisted.
- Harness straps are snug so that no more than two fingers can fit between the harness and my toddler's collarbone.
- Chest clip is at armpit level.
- Child is dressed in clothing that is not bulky.



Common mistakes when using forward-facing child car seats

- Harness too loose
- Harness in wrong slots
- Chest clip too low or high
- Seat belt/UAS too loose
- Seat belt/UAS in wrong belt path
- Tether installed incorrectly

For more information

- www.ChildSeatInfo.ca and www.icbc.com/road_safety/carseat.asp
- Child Seat Information Line: 1-877-247-5551



www.icbc.com

Drive to Save Lives

www.ChildSeatInfo.ca

